






JOSHUA & CO.
THE RANCH GROUP

REAL ESTATE
SERVICES
ESTABLISHED 1988

Aspen Valley Ranch

Map Key

-  Aspen Valley Ranch
-  BLM Boundary
-  National Forest

This map is intended only as a general guideline and is based on information provided by Pitkin County and Google Earth. Accuracy cannot be guaranteed.